

# Effective team-teaching



宮城県角田高等学校  
Miyagi Prefectural Kakuda Senior Highschool

企画研修班  
英語科主任

Planning and Teachers Training Division  
Chief of English Language Staffs

山田 善弘 Yoshihiro Yamada

Louise Reynolds

宮城県角田市角田字牛館 1 番地 〒981-1505  
1 Ushidate Kakuda Kakuda-city JAPAN 981-1505  
Tel (0224)63-3001 Fax (0224)63-0523  
E-mail. yoshiyam@kakuko.myswan.ne.jp

Kakuda Senior High School ALT  
lou\_japan@yahoo.com

# Effective team-teaching

- Warm-up
- Video
- Discussion 1
- Classroom activities
- Discussion 2
- Conclusion

## Our situation

- We have a very good relationship so that we can teach together effectively.
- We make lesson planning fun!
- Music lesson – interesting for both teachers and students.
- Face many difficulties at Kakuda High school
- We try our best to overcome problems and plan interesting and engaging lessons.

# Discussion 1

- Choose one good point and one bad point about the video.
- How does this compare to your situation at school?
- Please discuss in groups of 6

Notes

# Using English- focus on instructions

## ■ Instructions 1

1. Distribute cards evenly to all members of your group.
2. Add a joker to the pack.
3. Put all the cards that have the same number in the middle of the table but only pairs not three cards with the same number.
4. Now going counter clockwise pick a card from the person to your left not your right. If it makes a pair put it in the middle but again only pairs not three cards with the same number.
5. Keep going around and around in a circle taking cards from the person to your left.
6. When you have no cards left you're the winner. The loser has the joker.

# Using English- focus on instructions

## ■ 説明 1

1. グループのそれぞれに等しい数のカードを配ります。
2. トランプの中にジョーカーを加えます。
3. 同じ数のカードがあればそれをテーブルの中央に置きますが、それはペアの場合だけ、3枚同じ数の場合には置きません。
4. 時計回りにあなたの左の人のカードを取ります、右隣ではありません。もし、ペアができれば再度テーブルの中央に置きますが、それはペアのときであって3枚のカードが同じ場合のときではありません。
5. 何度も何度もあなたの左の人からカードを取り続けていきます。
6. あなたのカードがなくなったときあなたは勝者となります。敗者はジョーカーを持っていることとなります。

# Using English- focus on instructions.

- **Instructions 2 AIM: To get rid of all your cards before anyone else in your group. The loser will have the joker.**
- 1. Add 1 joker and deal all cards to all members of your group.
- 2. Put numbered pairs into the middle.
- 3. Janken to choose the person to start.
- 4. The first person should choose a card from the person to their left.
- 5. If a numbered pair is made put it in the middle.
- 6. The first person to make all cards into pairs is the winner. The loser will have the joker

Babanuki!!

4

JOKER



JOKER

# Discussion 2

- In groups of 6 decide good points and bad points about instructions 1 and 2.
- Discuss how important you feel clear instructions are for English only classes.
- Discuss how you give instructions in your team-teaching classes.


## Notes

# Conclusion


- A good relationship between ALT and JTE is very important for team-teaching.
- Have a positive attitude to using only English.
- Well planned instructions and activities are extremely helpful for English only classes.
- Have fun!

Warm-up idea - Mazes.

A



B



# Lesson plan and lesson ideas


ALT	JTE	Date	Lesson	Mins
Louise	Yamada sensei, Hiraide sensei Saito sensei	16/1/06	Directions	45

## Lesson Procedure


Stage & Time	Aim	Focus	Procedure
Introduction	Encourage students to become interested in lesson topic	pairs	Check students know left and right do listening lesson 7 pg 65 "Hello There".
Feedback	Check ideas	Whole group	Do pronunciation go left, go right, go straight
Speaking task 1	To practice using left, right, straight	pairs	Student A closes their eyes, students B guides A through the maze using go left, go right, go straight, up, down and stop. Then students should swap.
Feedback	Check pronunciation	Whole group	Review pronunciation then add 1 <sup>st</sup> 2 <sup>nd</sup> , 3 <sup>rd</sup> left/ right using pictures on the board. Practice group pronunciation of asking for directions.
Presentation	To present new vocabulary	Whole group	On board show new vocabulary through pictures and practice the pronunciation
Writing practice 1	To practice new vocabulary	Individual	Do worksheet to help learn beside opposite in front of, behind and on the corner.
Writing practice 2	To practice giving each other directions freely.	Pairs	Use map on Pg 56. Give students different start and end points on map. Student A asks student B directions. A answers using new vocabulary. Swap.
Closing task	To give students opportunity to speak out in front of the class	Whole group.	Put big street map on board, ask students to come to front and demonstrate directions.

# Directions.


Please fill the blanks using the words below:



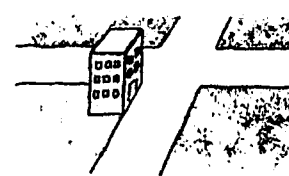
① (It's




) ② (It's



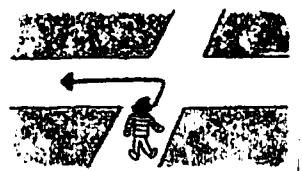
③ (



) ④ (It's



⑤ (

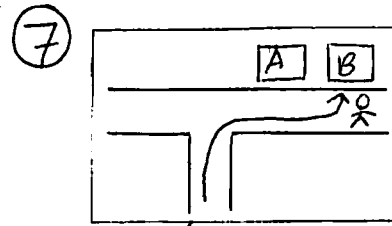


) ⑥ (


on the corner    go right    on your left  
 go straight    go left    on your right

English name \_\_\_\_\_ Class \_\_\_\_\_ Number \_\_\_\_\_

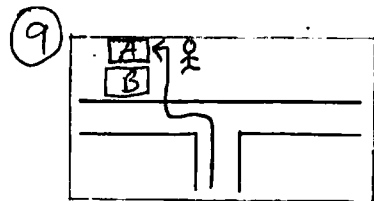
Japanese name \_\_\_\_\_



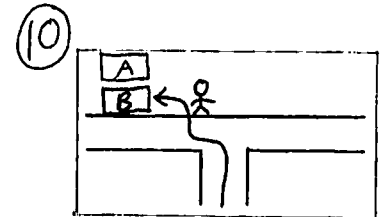
Turn \_\_\_\_\_ and  
 B is \_\_\_\_\_ A.




Turn \_\_\_\_\_ and  
 A is \_\_\_\_\_ B.




Turn \_\_\_\_\_ and  
 A is \_\_\_\_\_ B.



Turn \_\_\_\_\_ and  
 B is \_\_\_\_\_ A.



Turn \_\_\_\_\_ and  
 B is \_\_\_\_\_ A and C



\_\_\_\_\_ and  
 \_\_\_\_\_

Cross the bridge    in between    opposite  
 behind    beside    next to    go straight  
 in front of

\* When using real names need to add "the"  
 ⇒ between A and B ⇒ between the bank and the shop

# 6 Directions → Telling the way.

1. go straight

a. ~のとなり

2. turn right

b. 左側に

3. turn left

c. ~の<sup>かど</sup>角に

4. on your left

d. 右に曲がる

5. on your right

e. AとBの間に

6. on the corner of ~

f. まっすぐ行く

7. beside ~

g. 橋を渡る

8. next to ~

h. 左に曲がる

9. cross the bridge

i. ~のそばに  
(横に)

10. between A and B.

j. 右側に

(1 ) (2 ) (3 ) (4 ) (5 )

(6 ) (7 ) (8 ) (9 ) (10 )

11. Restaurant

k. ティーパート

12. High school

l. 喫茶店

13. Junior high school

m. レストラン

14. Department store

n. ガソリンスタンド

15. movie theatre

o. (電車の) 駅

16. Gas station

p. 中学校

17. Police station

q. 警察署

18. Bank.

r. 映画館

19. train station

s. 高校

20. coffee shop

t. 銀行

(11 ) (12 ) (13 ) (14 ) (15 )

(16 ) (17 ) (18 ) (19 ) (20 )

Name \_\_\_\_\_ Class \_\_\_\_\_