

International Days: Tips, Tricks, & Trips

Planning International Events

Brett Daviau
Yasushi Hiranai
Izumi SHS

Contents

- I. Warm-up activity
- II. What is "International Day"
- III. What is "English Camp"
- IV. Group activity
- V. How to organize these events
- VI. Overseas Trips

I. Warm-up activity

- Pictionary "Where ALTs come from"
- No maps, no flags, no letters, no symbols
- Example

II. What is "International Day"

1. What is an International Day?
 - School event to give students exposure to different cultures

II. What is "International Day"

2. Why do an International Day?
 - To motivate students to learn English
 - To show students that English is "real"
 - To allow students to practice their English
 - To expose students to a variety of cultures

III. What is "English Camp"

1. How is an English Camp different from an International Day?
 - More time, more activities, in-depth activities
 - Plan, cost, responsibility and liability

III. What is "English Camp"

2. Activities at Izumi English Camp

- Speech Contest
- Skit Contest
- Writing Activity
- English Songs
- Foreign Language Lesson
- Sports and Games
- English Video

IV. Group activity

- Write a story about a picture.
- Each group gets a picture.
- Each person writes one sentence, then passes the paper.
- Present your story.

V. How to organize these events

1. Make a plan
2. Get an approval from your school
3. Have students prepare for the events
4. Invite ALTs

V. How to organize these events

1. Make a plan
 - Cost
 - Location
 - Objectives
 - Participation
 - Schedule

V. How to organize these events

2. Get an approval from your school
 - Approval from the principal
 - Approval from the JTEs
 - Approval from the other teachers

V. How to organize these events

3. Have students prepare for the events
 - Make a lesson plan depending on what activity you will have at the Camp

V. How to organize these events

4. Invite ALTs

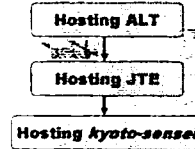
(1) "Feeling out" step: No official document is needed between ALTs/schools at this step. You need to remember that Sendai ALTs are NOT allowed to go to Miyagi-ken activities.



V. How to organize these events

4. Invite ALTs

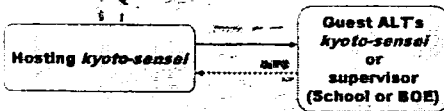
(2) "Hosting-school" step: Since the first contact between schools should be made by *kyoto-sensei*, JTE needs to report to him/her.



V. How to organize these events

4. Invite ALTs

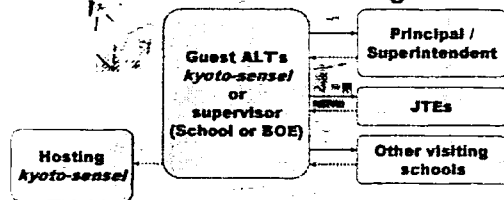
(3) "Inter-school" step: This should be done by between *kyoto-senseis*.



V. How to organize these events

4. Invite ALTs

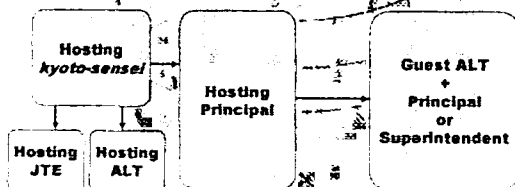
(4) "Guest ALT's school" step: They must ask some different organizations



V. How to organize these events

4. Invite ALTs

(5) "Official" step: Official documents are needed between schools/BOE.



VI. Overseas Trip

- Home-stay in Canada for 12 days
- Ultimate English Camp
- Canada Pictures